

The Cycle of Infection and Hand Hygiene

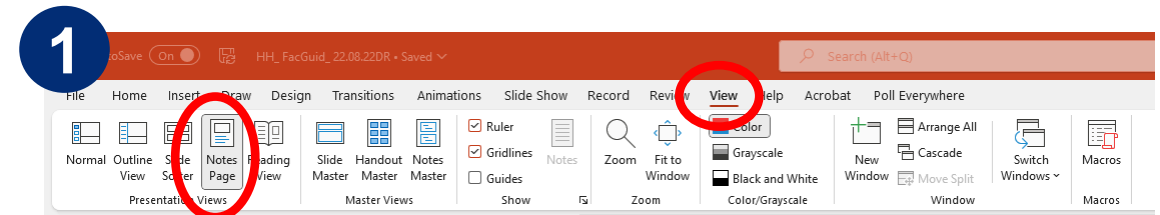
Facilitator Guide



How to Use This Facilitator’s Guide

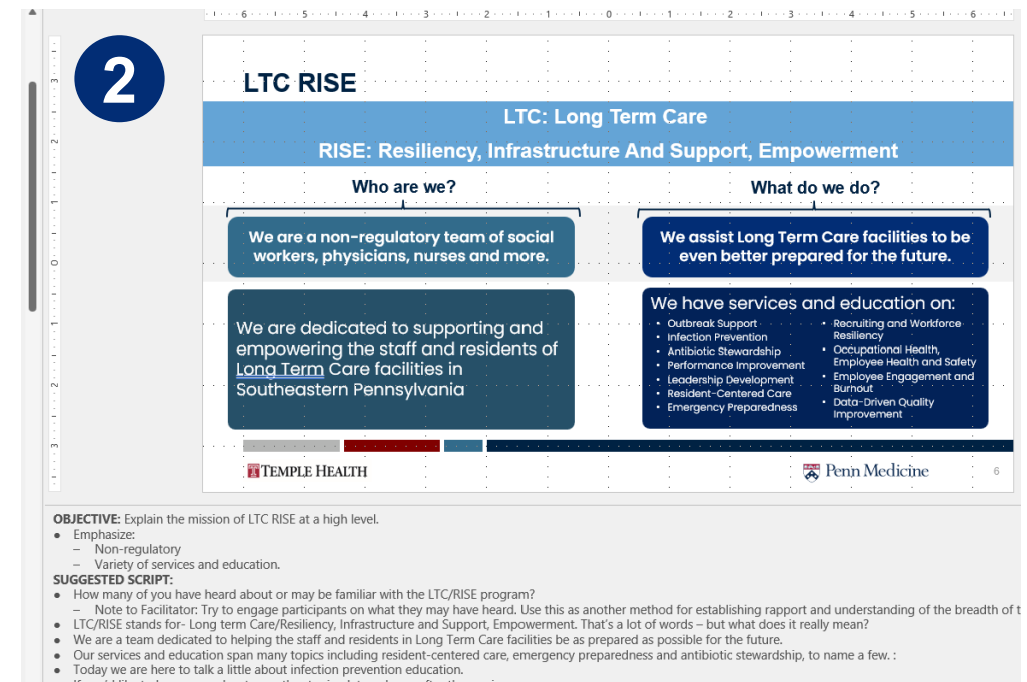
► **Printing out copies is not required.**

- If you can, print out:
 - Slide 4 (session sign)
 - Slide 8 (Infection cycle)
- You may want to print out the presentation for your own use. We recommend using Notes View (see picture 1)
- If you can’t print anything out – no worries! You can view the notes on your phone or laptop.



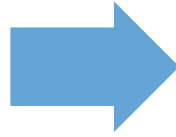
► Each slide has a guide in the notes section.

- You can see guide at the bottom of slides (see picture 2) or note view
- Each slide has an “Objective”. This is the main point you want to make sure participants understand.
- There are “Facilitator Notes” throughout the Suggested Scripts. These are tips, or question answers for you as facilitator to use.



Before Your Meeting

Schedule Presentation



- Confirm:
 - Date and time
 - Presentation is for all staff and residents
 - The session will be 30 minutes
 - A separate room or space is preferred

Prepare for Presentation



- Gather Materials
 - Pens
 - Sign in sheet
 - Ball
 - Glo germ solution
 - Hand sanitizer
 - Optional:* Printed Session Sign
 - Optional:* Paint-safe tape
 - Optional:* Print out of notes pages of presentation
 - Optional:* Slide 6 Print Out

Set up Presentation

- Set up space:
 - Clean workspace
 - Space chairs appropriately
 - Optional:* Display session sign
- Set up ball activity
 - Apply glo germ on ball
 - Allow to dry

Welcome

to the

Session on

The Cycle of Infection & Hand Hygiene





Let's Play a Game!



Activity Instructions

1

Facilitator tosses ball to a participant

2

Participant says their name and a fun fact about themselves.

3

Participant throws the ball to another participant.

4

Process repeats until all participants have had a turn.

Cycle of Infection

4

Person "B" has a vulnerable immune system and develops the infection.

3

Germs spread from person "A" to person "B"



1

Germ is leaving one person, waiting to infect another person.

2

Germ infects person "A".

Breaking the Cycle of Infection



Germs exist.
We cannot change that.



We CAN help our immune system stay strong!
Self-care, preventative care, immunizations!



We can not stop the germs
from leaving that person.



We CAN stop the germs from reaching us....
Wash your hands! Use your PPE!

Stay Healthy – Wash your Hands!

HOW TO WASH YOUR HANDS



WET YOUR HANDS



APPLY THE SOAP



SCRUB YOUR HANDS



CLEAN YOUR THUMBS



RINSE YOUR HANDS




DRY WITH SINGLE USE TOWEL

No Water? No Problem!


HOW TO USE HAND SANITIZER




APPLY THE PRODUCT ON
THE PALM OF ONE HAND



RUB HANDS TOGETHER



COVER ALL SURFACES
UNTIL HANDS FEEL DRY (20S)



QUIZ!





THANK YOU