

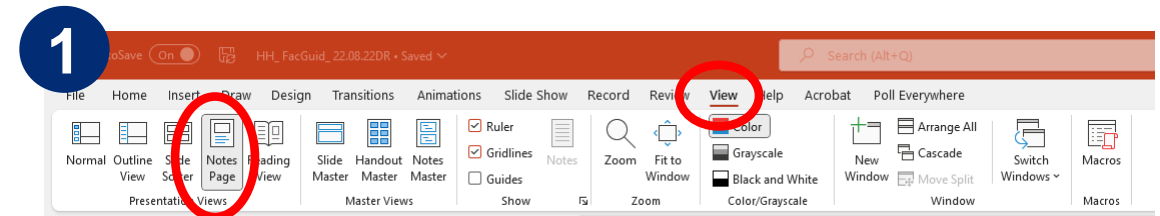
Cough & Sneeze Etiquette

Facilitator Guide



How to Use This Facilitator's Guide

- ▶ **Printing out copies is not required.**
 - If you can, bring a print out of:
 - Slide 4 (session sign)
 - You may want to print out the presentation for your own use. We recommend using Notes View (see picture 1)
 - If you can't print anything out – no worries! You can view the notes on your phone or laptop.
- ▶ Each slide has a guide in the notes section.
 - You can see guide at the bottom of slides (see picture 2) or note view
 - Each slide has an “Objective”. This is the main point you want to make sure participants understand.
 - There are “Facilitator Notes” throughout the Suggested Scripts. These are tips, or question answers for you as facilitator to use.



LTC RISE

LTC: Long Term Care

RISE: Resiliency, Infrastructure And Support, Empowerment

Who are we?

- We are a non-regulatory team of social workers, physicians, nurses and more.
- We are dedicated to supporting and empowering the staff and residents of Long Term Care facilities in Southeastern Pennsylvania

What do we do?

- We assist Long Term Care facilities to be even better prepared for the future.
- We have services and education on:
 - Outbreak Support
 - Infection Prevention
 - Antibiotic Stewardship
 - Performance Improvement
 - Leadership Development
 - Resident-Centered Care
 - Emergency Preparedness
 - Recruiting and Workforce Resiliency
 - Occupational Health
 - Employee Health and Safety
 - Employee Engagement and Burnout
 - Data-Driven Quality Improvement

OBJECTIVE: Explain the mission of LTC RISE at a high level.

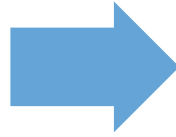
- Emphasize:
 - Non-regulatory
 - Variety of services and education.

SUGGESTED SCRIPT:

- How many of you have heard about or may be familiar with the LTC/RISE program?
 - Note to Facilitator: Try to engage participants on what they may have heard. Use this as another method for establishing rapport and understanding of the breadth of
- LTC/RISE stands for- Long term Care/Resiliency, Infrastructure and Support, Empowerment. That's a lot of words – but what does it really mean?
- We are a team dedicated to helping the staff and residents in Long Term Care facilities be as prepared as possible for the future.
- Our services and education span many topics including resident-centered care, emergency preparedness and antibiotic stewardship, to name a few. :
- Today we are here to talk a little about infection prevention education.
- If you'd like to hear more about our other topics, let me know after the session.

Before Your Meeting

Schedule Presentation



- Confirm:
 - Date and time for presentation
 - Presentation is for all staff and residents
 - The session will be 30 minutes
 - A separate room or space is preferred

Prepare for Presentation



- Gather Materials
 - Pens
 - Sign in sheet
 - Hand sanitizer
 - Optional:* Printed Session Sign
 - Optional:* Paint-safe tape
 - Optional:* Print out of notes pages of presentation

Set up Presentation

- Set up space:
 - Clean workspace
 - Space chairs appropriately
 - Optional:* Display session sign

Welcome
to the
Long Term Care RISE


 Penn Medicine |  TEMPLE HEALTH

Session on
Cough & Sneeze Etiquette





Did you know...



Cough Etiquette- Why and When

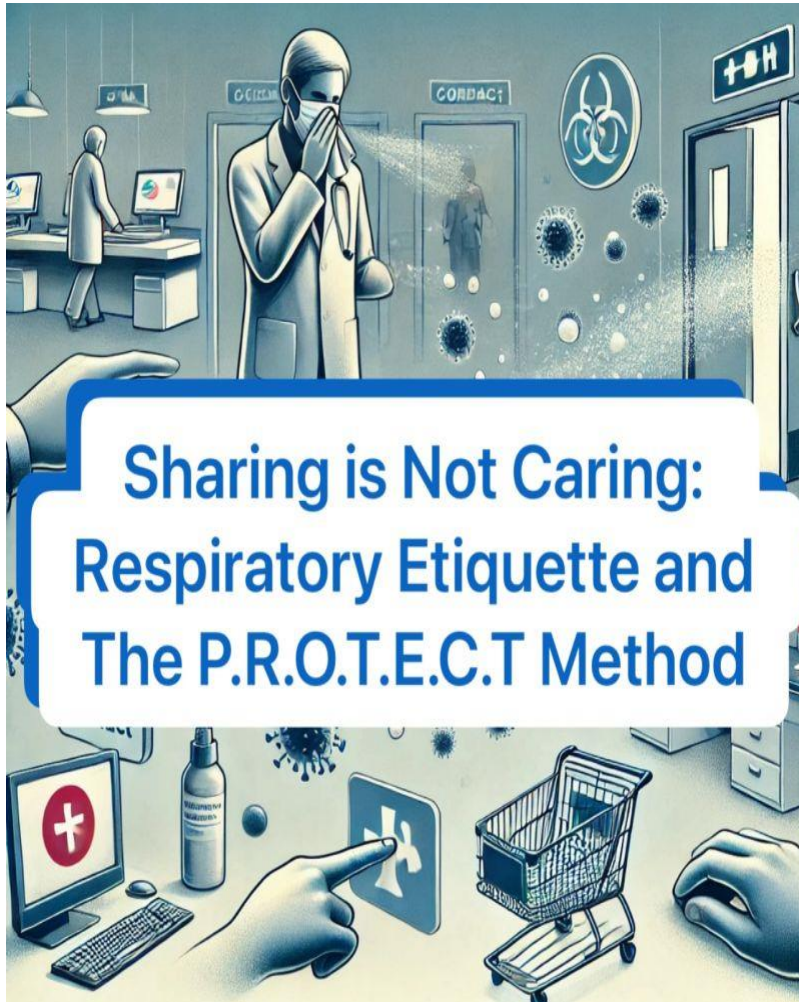


Couth etiquette – What is it?

- Cover your mouth and nose with a tissue when coughing or sneezing
- Use the nearest waste receptacle to dispose of tissue after use
- Perform hand hygiene after having contact with respiratory secretions and contaminant objects materials
- Also known as “respiratory hygiene”



The P.R.O.T.E.C.T Method



Sharing is Not Caring:
Respiratory Etiquette and
The P.R.O.T.E.C.T Method

- ▶ **P** - Protect others by covering your mouth and nose when coughing or sneezing.
- ▶ **R** - Remember to wash your hands after sneezing, coughing or using tissues.
- ▶ **O** - Observe masking practices when symptomatic or in high-risk environments.
- ▶ **T** - Throw used tissues away and do not let them pile up.
- ▶ **E** - Educate and encourage others to follow good respiratory etiquette.
- ▶ **C** - Commit to staying home if you feel unwell.
- ▶ **T** - Take steps to prevent spreading illness in the workplace and at home

What can healthcare facilities do to promote “respiratory hygiene?”



All communities should provide tissues and no-touch receptacles for disposing of used tissues



Provide conveniently located alcohol-based hand rub dispensers



Post visual alerts at the entrance to facilities instructing visitors to inform staff of symptoms of a respiratory infection and to practice cough etiquette



In periods of increase respiratory infection activity in the community, offer masks to persons who are coughing and consider implementing physical distancing

QUIZ!



THANK YOU